

LIVES Working Paper 2024/105

Job tenure in Western Europe, 1993-2021: decline or stability?

KIMBERLY GOULART, DANIEL OESCH

RESEARCH PAPER

<http://dx.doi.org/10.12682/lives.2296-1658.2024.105>

ISSN 2296-1658

This manuscript is an early version of the following publication:

Goulart, K., & Oesch, D. (2024). Job tenure in Western Europe, 1993–2021: Decline or stability?. *European Journal of Industrial Relations*, 30(3), 329–346. <https://journals.sagepub.com/doi/10.1177/09596801241268144>

Abstract

The empirical literature is divided on whether job tenure has declined or remained stable in Europe in recent decades. We argue that three analytical decisions explain the lack of consensus: whether researchers focus on men or women, whether they control for changes in labour market composition and whether the period under study is marked by a recession or a boom. We show the influence of these three decisions by analysing change in job tenure for France, Germany, Italy, Poland, Spain and the UK using two leading surveys: the European Labour Force Survey 1993-2021 and the European Working Conditions Survey 1995-2021. The results show that the share of workers remaining with the same employer for ten years or more was stable at around 50%. Similarly, the average job tenure remained constant over time – at about 11 years – between 1993 and 2021. Trends in job tenure differ by gender. While the tenure of men remained stable or declined, the tenure of women increased. The stability in job tenure was due to the ageing of the workforce. For a given age, job tenure was shorter in the early 2020s than in the early 1990s.

Authors

Kimberly Goulart (1), Daniel Oesch (2)

Authors' Affiliation

(1) Department of Sociology, University of Zurich

(2) LIVES – Swiss Centre of Expertise in Life Course Research, University of Lausanne

Keywords

- > Job Tenure
- > Gender Differences
- > Ageing Workforce
- > Europe
- > Stability

1. Introduction

In the public debate, there is a consensus that long-term employment has declined, workers being no longer able to expect to stay with the same organisation for several decades. This position is exemplified by the career counselling literature and the influential life design theory, whose leading proponent Mark Savickas argues that “the 21st century has brought a new social arrangement of work in which temporary assignments and time-limited projects replace permanent jobs ... [This] calls for viewing career not as a lifetime commitment to one employer but as a recurrent selling of services and skills to a series of employers who need projects completed” (Savickas 2012: 13).

However, the empirical evidence on job tenure is far from unanimous. To begin with, historical analyses show that even in the post-war decades, long-term employment was the exception rather than the norm (Booth et al. 1999, Copeland 2019, St-Denis 2021). Moreover, findings on the recent evolution of job tenure, measured as the duration a worker has been continuously employed by the same employer, are also ambiguous. For Europe in the 21st century, empirical studies vary between trendless fluctuation (Bachmann and Felder 2018, Cazes and Tonin 2010, Doogan 2005, Eurofound 2015) and declining job tenure (Bussolo et al. 2022, Gregg and Wadsworth 2002, OECD 2019, St-Denis & Hollister 2023a). The results for the US do not paint a clear picture either. Recent analyses of the Current Population Survey show either increases (Copeland 2018, Hyatt and Spletzer 2016), decreases (Farber 2010, Hollister and Smith 2014) or stability in job tenure over time (Molloy et al. 2021).

Our study revisits this debate on the evolution of job tenure and focuses on three analytical decisions made by researchers. First, researchers often decide to present their findings on job tenure for men and women together. However, across the Western world, stable measures of job tenure over the last decades tend to mask declining tenure for men and

increasing tenure for women (Bussolo et al. 2022, Gregg and Wadsworth 2002, Hollister and Smith 2014, St-Denis and Hollister 2023a). Second, researchers may choose to control—or not control—for changes in labour market composition. If the question is descriptive and focuses on *what has happened* to the tenure of existing jobs, the answer is an unconditional model. If the question is about *what would have* happened to job tenure if labour market composition and, notably, age had remained constant over time, the answer is a conditional model. Third, researchers focus on different periods that are marked by different business cycles, which may crucially affect the trend in job tenure. Voluntary separations and new hires increase during economic booms, but drop during crises (Farber 2010). As a result, job tenure falls when the economy is strong and rises during recessions (Gregg and Wadsworth 2002, Hyatt and Spletzer 2016). Because of these cyclical fluctuations, the analysis of job tenure may show different trends depending on the range of years considered.

Our paper aims to unravel these threads in the job tenure debate by providing evidence for Europe. We do so by analysing the change in job tenure over the last three decades in the six most populous countries of Western Europe, namely France, Germany, Italy, Poland, Spain, and the UK. Our paper makes three contributions. First, we discuss the reasons why the research literature on job tenure has produced divergent results on the evolution of tenure in recent decades in Europe. Second, we replicate earlier analyses that used the European Labour Force Survey to trace change in job tenure, such as Cazes and Tonin (2018), Bachmann and Felder (2018) or Bussolo et al. (2022), but we cover a longer period and, above all, we use a second high-quality data source, the European Working Conditions Survey, to increase the robustness of our findings. Third, we show that our result of stable job tenure is due to opposing trends between men and women as well as the ageing of the workforce. Without demographic ageing, job tenure in Europe would not have remained constant, but fallen. For a

given age, job tenure was shorter in the 2020s than in the 1990s. However, because workers were older in the 2020s than in the 1990s, the average duration of jobs remained stable.

2. Literature review

Drivers of trends in job tenure

In the discussion of job tenure, three developments are used to argue why labour market turbulence should have increased and work careers become more fragmented. First, technological progress has shifted employment from longer-term manufacturing jobs to shorter-term service jobs in recent decades (Molloy et al. 2021). In parallel, advances in information technology may have increased both voluntary labour mobility by facilitating job search and involuntary labour mobility by displacing workers through automation (OECD 2019). Second, globalization may have amplified this effect by creating larger markets and improving job opportunities for some workers, while exposing others to international competition and the risk of job loss. Third, the political consensus favouring long-term employment relationships became weaker after the 1970s when the Keynesian class compromise, based on full employment and collective bargaining, fell apart (Temin and Levy Temin 2007). As the balance of power shifted from labour to capital, employers regained greater discretion in hiring and firing, and the social norm of retaining long-term employees eroded (Kalleberg 2009).

As a result of these shifts in technology, trade, and politics, long-term jobs were seen as having gone from the norm to the exception: “The most tangible sign of change [in the global marketplace] might be the motto ‘no long term’” (Sennett 1998: 22). However, long-term jobs were never the norm. Findings for the UK show that among early baby boomers (born 1947-1952) aged 55 who were in employment, only a third of men and less than a fifth of women

had held their jobs for more than 20 years (St-Denis 2021). While long-term employment was more common among higher-educated native-born men, this model never applied to the labour market experiences of migrants, women, and workers without tertiary education, notably low-skilled workers (St-Denis 2021: 261). While work history data for Britain, collected in 1993 and covering the second half of the 20th century, suggests that job tenure may have been longer for earlier birth cohorts (Booth et al. 1999), German life history data shows stability of work biographies over time for cohorts born between 1929 and 1971 (Mayer et al. 2010).

Evidence for a generalized decline of job tenure is also ambiguous for the United States. A careful descriptive analysis of both the Current Population Survey (CPS) 1951-2014 and the Longitudinal Employer–Household Dynamics data 1998-2014 shows stability in the U.S. job tenure between the 1950s and 2000s and a shift toward longer-term jobs thereafter (Hyatt and Spletzer 2016). This finding contrasts with the conclusion of a multivariate model using the CPS 1983-2012 that job tenure declined if the workforce composition is held constant over time (Hollister and Smith 2014). The same disparity exists for Europe, where some studies based on the European Labour Force Survey report stability in job tenure over the early 2000s (Bachmann and Felder 2018, Cazes and Tonin 2010, Doogan 2005, Eurofound 2015), while others using the same data report a decline (Bussolo et al. 2022, OECD 2019). For France, register data for the period 1985-1999 show a slight decrease in mean tenure in the late 1980s and stability in the 1990s (Duhautois 2006: 6). A similar pattern has been observed for Spain based on the Labour Force Survey, with declining tenure between 1987 and 1990 and stability between 1990 and 2003 (Arranz and Garcia-Serrano 2007).

Diverging trends in job tenure by gender

It is unlikely that changes in job tenure have been massive when authors using the same surveys disagree about the trend line. It is nonetheless insightful to look at the reasons for their disagreement, which are linked to three analytical decisions.

The first decision is to aggregate the results by gender. The relative stability of overall job tenure hides contrasting trends for men and women. Over the last few decades, the decline in job tenure for men has been offset by an increase for women—in the US (Copeland 2018, Farber 2010, Hollister and Smith 2014, Molloy et al. 2021), Canada (St-Denis and Hollister 2023b), Ireland (Murphy and Turner 2023), Spain (Arranz and Garcia-Serrano 2007), the UK (Gregg and Wadsworth 2002), and Europe, more generally (Eurofound 2015). An analysis of the European Labour Force Survey finds that between 1995 and 2020, average job tenure decreased from 11.1 to 10.7 years for men but increased from 9.2 to 9.9 years for women (Bussolo et al. 2022: 38). To a large extent, the increase in job tenure was driven by women with dependent children whose employment careers became less affected by maternity breaks.

The slow convergence of men's and women's job tenure reflects the sustained increase in women's labour market participation over recent decades, while men's participation has stagnated. The same trend can be observed for usual weekly working hours, which increased by 1.3 hours for women and decreased by 0.5 hours for men in the OECD between 1993 and 2022 (OECD statistics). Although most countries are still far from full labour market equality, women's life courses have become more similar to men's over time (Goldin and Mitchell 2017).

Disagreement about control variables

A second decision involves the inclusion of control variables in the analysis of job tenure, which results in differing time trends. If the question is whether long-term jobs have become rarer, the unit of analysis are jobs (rather than workers) in a given labour market. For this descriptive question, the answer is the unconditional mean duration of existing jobs. If, instead, the question is how workers' career stability has evolved, the focus may shift to the comparison of workers from different birth cohorts at the same age. For this question, the answer is the average duration that a given worker spends in a given job at a given age.

We would argue that the primary goal of the job tenure literature is descriptive, trying to document what happened to existing jobs rather than to shed light on the counterfactual scenario of what would have happened if everything else had remained equal. This warrants an unconditional model, analogous to research on time trends in household income (e.g., Nolan 2018, Saez and Zucman 2020). Instead, conditional models show what would have happened if the composition of the workforce had remained stable over time, typically controlling for changes in labour demand (e.g., sectoral and occupational shifts) and labour supply (e.g., trends in age and education). However, if the change in tenure is jointly driven by technology, globalization, and politics (e.g. educational expansion and pension reforms), it makes no sense to hold constant the influence of educational and demographic shifts. It seems somewhat academic to show what job tenure would have looked like if deindustrialization and occupational upgrading, educational expansion and population ageing had not occurred and if the labour force were dominated by mid-aged manufacturing workers with secondary education.

We are, therefore, not fully convinced by models of job tenure that control for workers' education, migrant origin or job characteristics, such as sector and occupation. However, the

status of two covariates is more ambiguous, namely sex and age. Over recent decades, European workforces have become more female and older. Population ageing in general, and the postponement of the statutory retirement age in particular, have increased the share of older workers, who accumulate longer tenure than young workers. Several studies show that in the absence of workforce ageing—if age had remained constant over time—average job tenure would not have been constant but dropped over recent decades (Bachmann and Felder 2018, Bussolo et al. 2022, Molloy et al. 2021). It is therefore insightful, even in a descriptive analysis, to examine what happened to the job tenure of population subgroups, notably men and women, and various age groups.

The business cycle and job tenure

A third and final decision that may explain some of the literature’s disagreement over trends in tenure concerns the influence of the business cycle. When an economy runs at full capacity and unemployment is low, more workers switch jobs, and job-to-job transitions increase. Conversely, during labour market downturns, workers stay put in their jobs and the quit rate declines. Since voluntary quits in good times dominate involuntary layoffs in bad times, job tenure falls in boom periods and rises in recessions (Farber 2010, Gregg and Wadsworth 2002). The countercyclical nature of job tenure is illustrated by the increasing tenure in the U.S. after the Great Recession 2008 (Hyatt and Spletzer 2016). For this reason, time trends in job tenure may vary depending on the start and end years of a given analysis.

More fundamentally, the countercyclical component of tenure also implies that an increase in job tenure is not necessarily good news if it is driven by the disproportionate destruction of low-tenure jobs and fewer hires during recessions. Nor is a decrease in job tenure necessarily bad news if it is due to increased job-to-job mobility and many new hires

during economic boom periods. In this sense, downward fluctuations in job tenure may not always be the signs of declining job security that they are perceived to be (Hollister 2011, St-Denis and Hollister 2023a). If researchers are interested in the phenomenon of job insecurity, there are better measures than job tenure. However, note that subjective measures of job insecurity also seem to be constant over time. A comprehensive analysis of perceived job security in large surveys shows no clear trend over the last three decades in Britain, Germany or the US (Manning and Mazeine 2024).

3. Countries, data and analytical strategy

Our analysis aims, first, to accurately describe the evolution of job tenure in Western Europe and, second, to show how the empirical findings change depending on the three analytical decisions outlined above. We cover a period of almost three decades (1993-2021) and focus on Western Europe’s six most populous countries: Germany (DE), France (FR), Italy (IT), Spain (ES), Poland (PL), and the United Kingdom (UK) (Eurostat, 2021)¹. Our primary interest is not comparative and in explaining country differences, but in seeing whether the same trend in job tenure can be found across large labour markets in Europe.

Given the disagreement in the literature on the trend in tenure, we increase the robustness of our results by following the practice of “identical analysis of parallel data” (Firebaugh 2008) and use two different surveys, the European Labour Force Survey (EU-LFS) and the European Working Conditions Survey (EWCS). The EU-LFS is the largest European survey on labour participation of people aged 15 and over, whereas the EWCS focusses on working conditions in Europe. While the EU-LFS is a yearly (and quarterly) survey, the EWCS is carried out every five years. Our analysis for EU-LFS covers every year over the period 1993-2021 and the EWCS provides information on six years: 1995, 2000, 2005, 2010, 2015, 2021.

¹ Information on tenure is only available in our data for the years 2001-2021 in Poland and 1993-2019 in the UK.

The debate on the decline of stable long-term jobs focuses mainly on the standard employment relationship. We therefore restrict our analytical samples in both surveys to employees aged 25 to 64 who work for at least half-time and thus 20 hours per week. Besides the self-employed, very young and older individuals, this restriction excludes workers with a marginal attachment to the labour market, such as students or early retirees with small part-time jobs. As most part-time employment is in jobs of 20 hours or more,² our restriction of 20 hours reduces our sample by only 7 per cent and leaves us with large annual analytical samples: for Germany, 91,243 (EU-LFS) and 1,481 (EWCS) observations. For France, 85,231 (EU-LFS) and 1,292 (EWCS). For Italy, 95,232 (EU-LFS) and 904 (EWCS). For Poland, 59,193 (EU-LFS) and 902 (EWCS). For Spain, 36,231 (EU-LFS) and 1,140 (EWCS). For the UK, 31,716 (EU-LFS) and 907 (EWCS).

Both samples contain more men than women: 55% of workers are male in the EU-LFS and 53% in the EWCS. The mean age in the two samples is almost identical, with 42.5 years in the EU-LFS and 42.2 years in EWCS. Descriptive statistics can be found in Tables A.1 and A.2 in the Appendix. Our analysis with the EU-LFS uses cross-sectional sample weights where available. As weights were calculated differently in the EWCS for the last wave 2021, we chose not to include them. When presenting and discussing results, we give stronger emphasis to the EU-LFS because it is based on much larger samples (note that the EWCS uses the EU-LFS to calibrate its weights).

Our main variable of interest is job tenure, which is measured as the number of years a worker has continuously been employed by the same organization or company, in the same or different positions. Given that these employment relationships were still in progress at the

² In the European Union, the share of workers with 20 to 39.5 weekly hours of work is five times larger than that of workers with between 0.5 and 19.5 hours (Eurostat 2024, “Actual and Usual Hours of Work”, Statistics Explained, https://ec.europa.eu/eurostat/statistics-explained/index.php?title=Actual_and_usual_hours_of_work).

moment of the survey, this variable does not reflect completed job tenure, but elapsed job tenure with a worker's current employer.³ To get a better handle on long-term employment, we also present results for a categorical measure of job tenure where we distinguish long tenure (10 years and more), medium tenure (2 to less than 10 years) and short tenure (less than 2 years).

In order to show how different analytical decisions affect the findings for job tenure, we first present the unconditional evolution of job tenure over time for the entire workforce in a given country. We then show how findings for job tenure change if we separate men and women, and if we control for the ageing of the workforce. Finally, we show how business cycle fluctuations affect the time trend in job tenure by controlling for national yearly unemployment rates, following the strategy used by Gregg and Wadsworth (2002). To do so, we first estimate a linear regression on job tenure with year dummies as independent variable for each country. We then extract the predicted yearly values for job tenure from this model and regress these predictions on a linear time trend and the yearly national unemployment rate (taken from OECD 2023). This provides us with a time trend in tenure net of business cycle fluctuations.

³ EU-LFS asks respondents for the year in which they started working in their enterprise or organisation. We therefore subtract the year of the survey from the year they started working for their organisation to calculate tenure. The EWCS asks respondents: "How many years have you been in your company or organization?" Tenure of less than one year is coded as one year in both surveys for consistency.

4. Results

The trend in job tenure across countries

Figure 1 provides descriptive evidence for the trend in job tenure over the last three decades, and Table 1 shows the numerical values for the start and end years. The two surveys lead to very similar results in terms of overall job tenure: mean tenure in the six countries under study was 10.9 years in 1993 based on the EU-LFS and 11.2 years in 1995 based on the EWCS. In 2021, values of mean tenure remained basically unchanged: 11.1 years according to the EU-LFS and 11.2 years according to the EWCS.

Based on the EU-LFS, we observe an increase in job tenure from 11.9 to 12.6 years in Italy and from 10.3 to 11.2 years in Spain, whereas job tenure decreased in the UK from 9.5 to 8.7 years. For France, Germany and Poland, there was basically no change in job tenure over time. The trends are somewhat different according to the smaller samples of the EWCS, which show increasing job tenure in France, Poland and the UK, but decreasing tenure in Germany, Italy and Spain. While the evolution of job tenure over time is thus uncertain, the two surveys agree that job tenure is longest in Italy and shortest in the UK. While workers in Southern Europe have, on average, longer tenure than their counterparts in Northern Europe (Bussolo et al. 2022), the outlier is the UK where workers' mean tenure is about two years (or 20%) shorter than in the other major European countries. Our analysis suggests that this difference cannot be explained by differences in age structure, the business cycle or the larger service sector in the UK. Instead, the shorter average tenure may be related to the British model of capitalism and its weaker legal regulation of the labour market (Hyman 2008). A similar argument may help to explain the shorter average tenure in Poland.

Table 1: Mean job tenure (in years) by country, start and end years

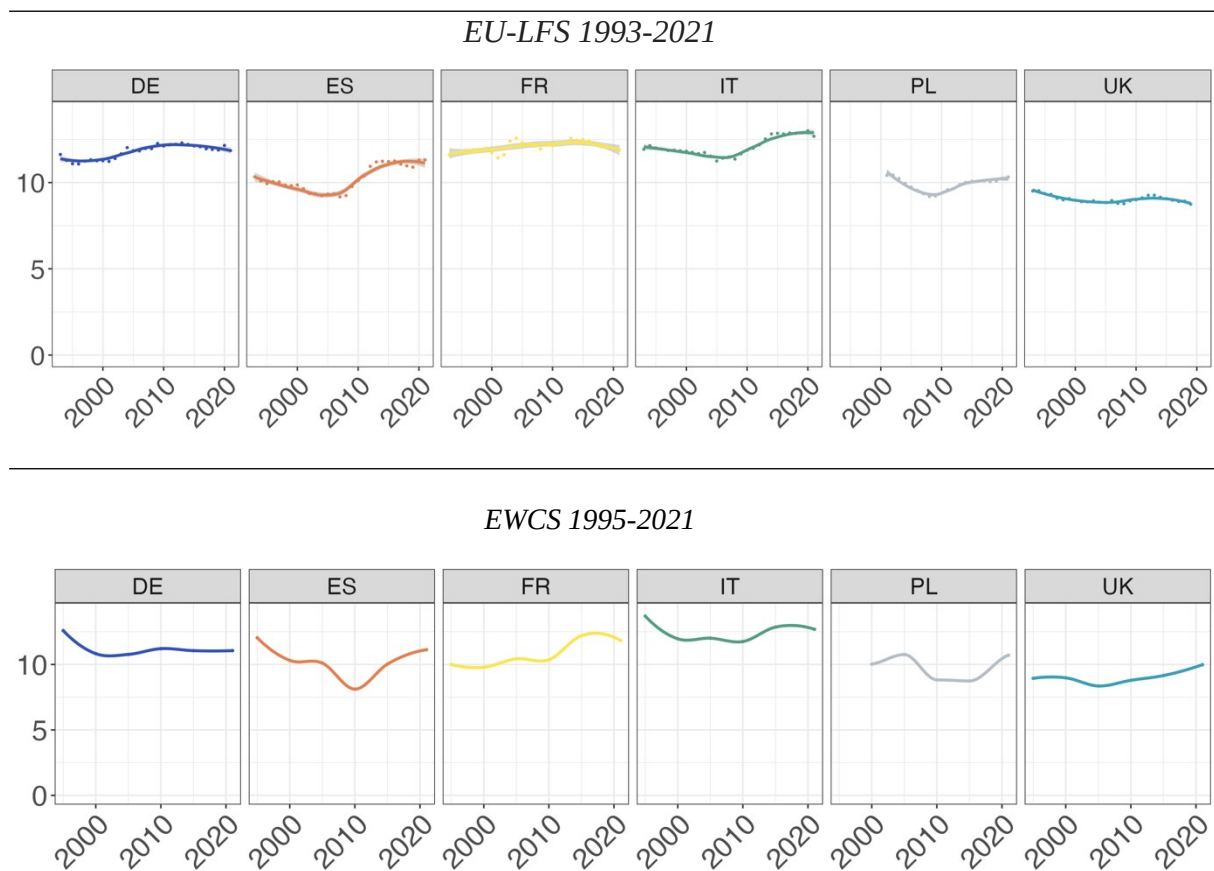
	EU-LFS			EWCS		
	1993	2021	Δ	1995	2021	Δ
Countries						
DE	11.6	11.9	0.2	12.6	11.1	-1.5
ES	10.3	11.3	0.9	12.0	11.1	-0.9
FR	11.6	11.9	0.2	10.0	11.8	1.8
IT	11.9	12.7	0.7	13.7	12.7	-1.0
PL*	10.4	10.3	-0.1	10.0	10.7	0.7
UK**	9.5	8.7	-0.8	9.0	10.0	1.0
Total	10.9	11.1	0.2	11.2	11.2	0.0

* Poland's first year in our study was 2001 in the EU-LFS and 2000 in the EWCS. ** UK's last year was 2019 in the EU-LFS.

Note: Totals for the EU-LFS and the EWCS are means of country means, where each country is counted equally.

Figure 1 provides more information on the year-to-year evolution of job tenure for each country. In some countries such as Italy, Poland, Spain and the UK, the evolution shows a U-shaped pattern, with tenure decreasing before the Great Recession and increasing afterwards. This confirms previous findings that the short-term evolution of job tenure is influenced by the business cycle. The counter-cyclical evolution of job tenure is particularly evident in Italy and Spain, where tenure declined during the boom of the early 2000s, followed by a significant increase after 2008. However, a key message from Figure 1 is the lack of a linear trend in job tenure over the last three decades. There is nothing to suggest that there has been a fundamental shift in the average tenure of existing jobs in the large Western European countries over the last few decades.

Figure 1: Mean job tenure in European countries in years, EU-LFS and EWCS

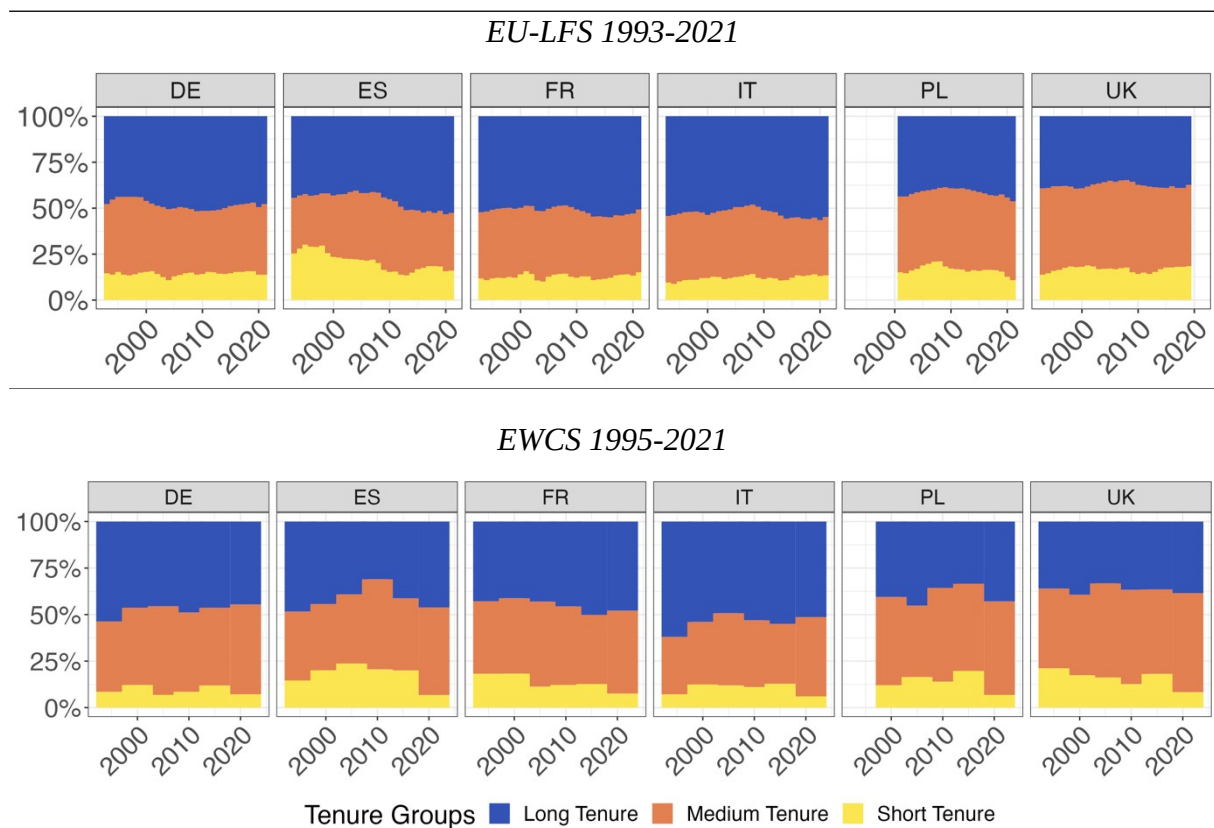


The literature on boundaryless careers stresses the disappearance of long-term jobs. We therefore shift the focus from changes in mean job tenure to changes in the distribution of job tenure. For this reason, Figure 2 shows how the share of jobs with short (less than 2 years), medium (2 to less than 10 years) and long tenure (10 years and more) has changed over time.

These results do not show a decrease in long-term jobs. According to the EU-LFS, between 1993 and 2021 the share of jobs lasting at least ten years remained unchanged in Germany (48% of all jobs), France (51-52%) and Italy (54-55%). There was a small increase in Poland (from 44 to 46%) and a small decrease in the UK (from 39 to 37%), but the only notable shift took place in Spain where the share of long-term jobs increased from 44 to 52% after the Great Recession hit Spain particularly hard. Overall, about half of all jobs lasted for

at least ten years in 2021— essentially the same proportion as in 1993. The findings based on the EWCS are similar: The share of long-term employment relationships fell slightly in Germany and Italy, rose slightly in France and the UK, and fluctuated without trend in Poland and Spain.

Figure 2: Evolution of job tenure in three categories, EU-LFS and EWCS



Note: Long tenure: 10 years or more; Medium tenure: 2 – less than 10 years ; Short tenure: less than 2 years

Job tenure by gender and age

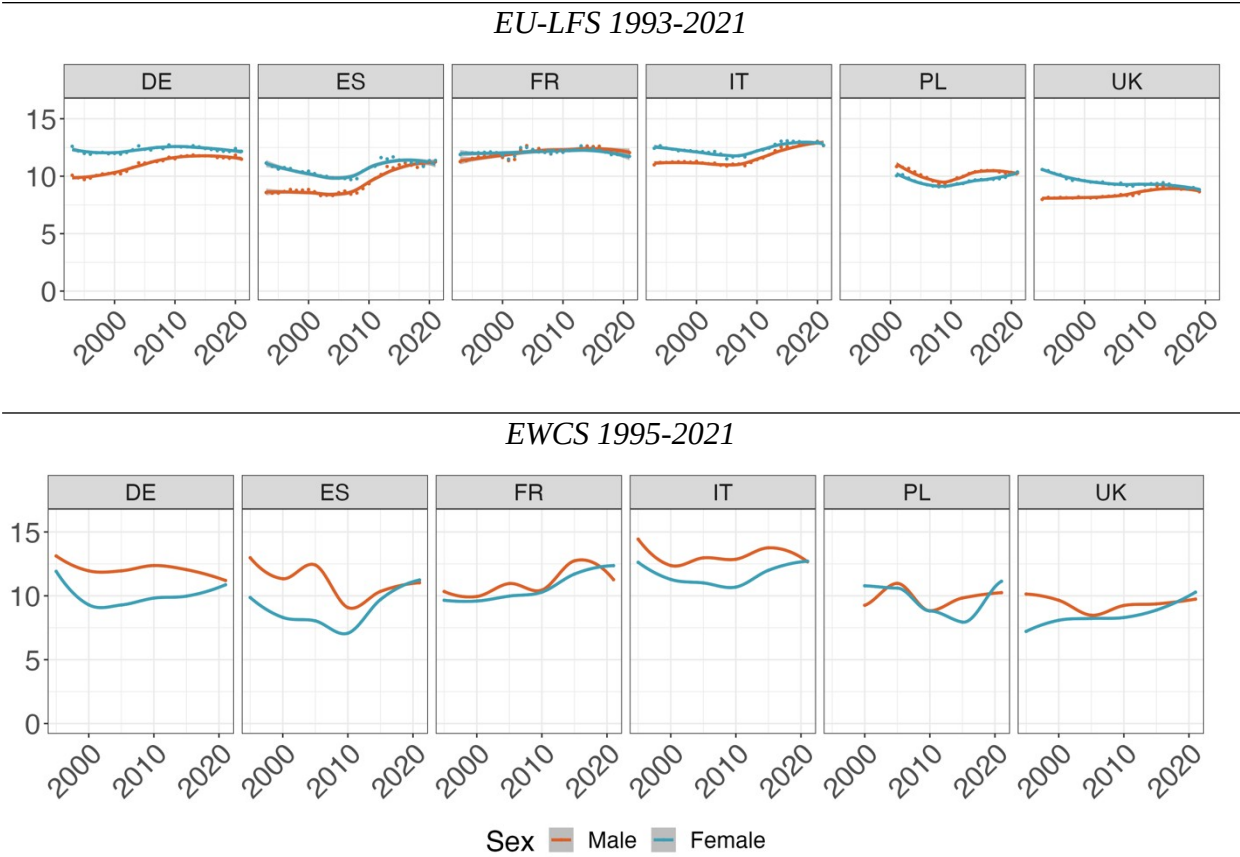
We do not observe any time trend in overall job tenure, but the situation may be different for particular subgroups. We first distinguish the evolution of job tenure for men and women.

Figure 3 shows that at the beginning of our study, women’s mean job tenure lagged behind

men's job tenure in all countries, with the notable exception of Poland. In 1993, Germany and Spain had the largest tenure gap between men and women, while Italy and, especially, France the smallest. However, by 2021, the gap in job tenure between men and women had disappeared everywhere, except in Germany where women continued to have, on average, one year less of job tenure. The convergence of mean tenure between men and women over time confirms earlier findings for the US (Hollister and Smith 2014) and Europe (Bachmann and Felder 2018) that pooling together the sexes masks different tenure trajectories.

According to the EU-LFS, women's job tenure increased from 9.9 to 11.6 years, whereas men's tenure remained unchanged at a slightly higher level of 11.9 years (see Table 2 below). We also find increasing tenure for women using the EWCS—from 10.6 to 11.5 years between 1995 and 2021—but this survey shows decreasing tenure for men. The rise in women's job tenure is, thus, uncontroversial, whereas the evolution among men is more ambiguous, the UK being the only country for which the EU-LFS shows a clear downward trend in men's job tenure over time.

Figure 3: Mean job tenure by sex in European countries in years, EU-LFS and EWCS



The differences between the two surveys become much smaller once we disaggregate job tenure for age subgroups (see Table 2). Without surprise, tenure increases with age. In 2021, workers in their twenties reported a mean tenure of 3.3 years in the EU-LFS and 3.5 years in EWCS, whereas workers aged 50 and above had on average 18.7 and 18.1 years of tenure, respectively. Both surveys concur that in each single age group, mean tenure declined over the last three decades. In relative terms, the decline has been greatest for young workers (aged 25-29), where longer periods of study (and, possibly, a more difficult transition from school to work) leaves workers in their twenties with shorter tenure in the early 2020s than the early 1990s. In absolute terms, the drop was largest for workers in their forties and smallest for workers in their fifties for whom the EU-LFS shows no downwards trend.

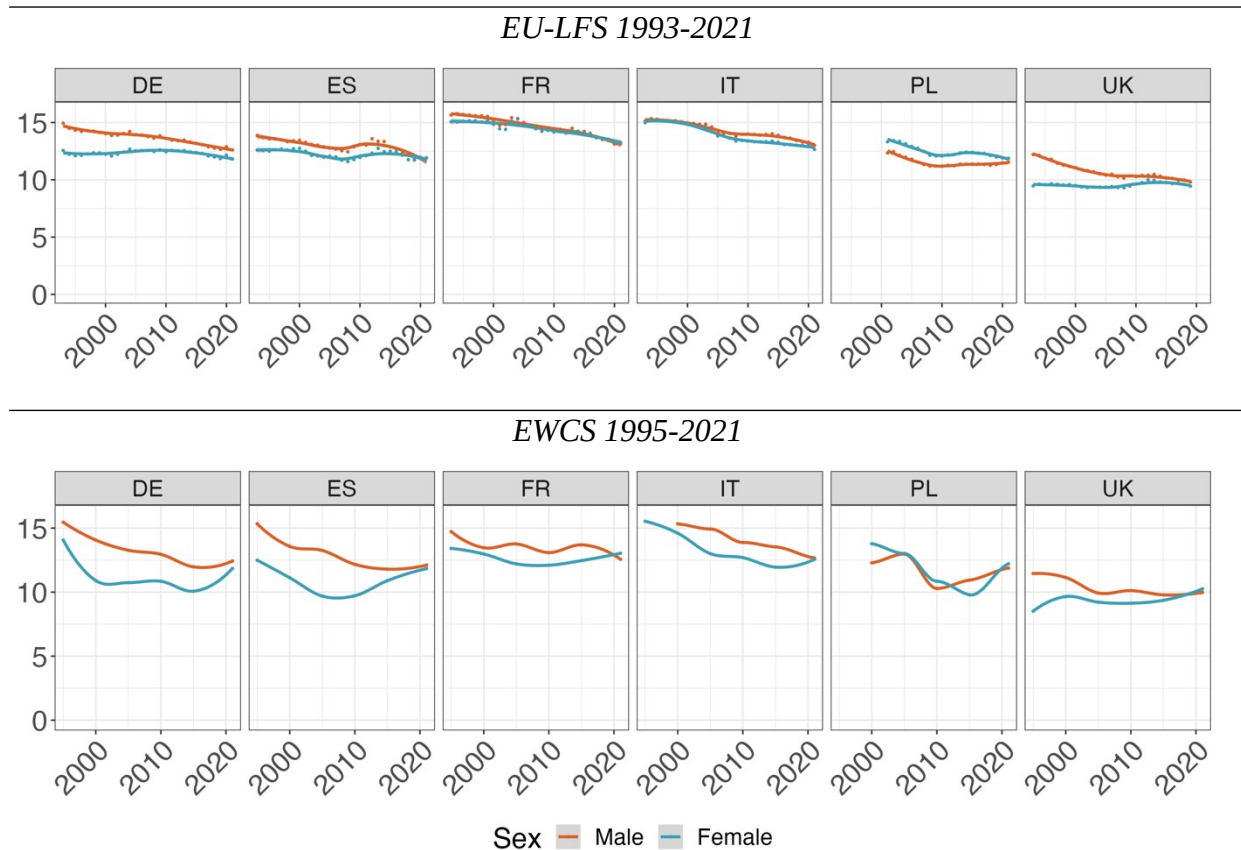
Table 2: Mean job tenure (in years) by sex and age

	EU-LFS			EWCS		
	1993	2021	Δ	1995	2021	Δ
Sex						
Male	11.9	11.9	0.0	12.4	11.1	-1.3
Female	9.9	11.6	1.7	10.6	11.5	0.9
Age						
25-29	4.5	3.3	-1.3	4.5	3.5	-1.0
30-39	8.2	6.5	-1.7	8.2	6.3	-1.9
40-49	13.2	11.3	-1.9	14.0	11.1	-2.9
50-64	18.2	18.7	0.5	19.5	18.1	-1.4
Total	11.2	11.8	0.6	11.6	11.3	-0.3

Note: Totals include all observations for the six countries under study. Since some countries have larger samples than others, total means do not correspond to total country means in Table 1 (where each country is being counted equally).

Figure 4 shows what the evolution in job tenure would have looked like if the age distribution had remained unchanged between the early 1990s and 2021. The results of both surveys suggest that in the absence of demographic ageing, job tenure would have fallen in all six European countries. According to the EU-LFS, job tenure of both men and women at a given age declined in France, Italy and Poland. In Germany, Spain and the UK, this was only the case for men, whereas women’s job tenure, *net of age*, remained stable. The EWCS suggests that women’s job tenure, net of age, evolved in a u-shaped pattern in most countries, decreasing up to the Great Recession and increasing thereafter.

Figure 4: Conditional model - mean job tenure by sex in European countries, controlling for age, 1993-2021 (in years)

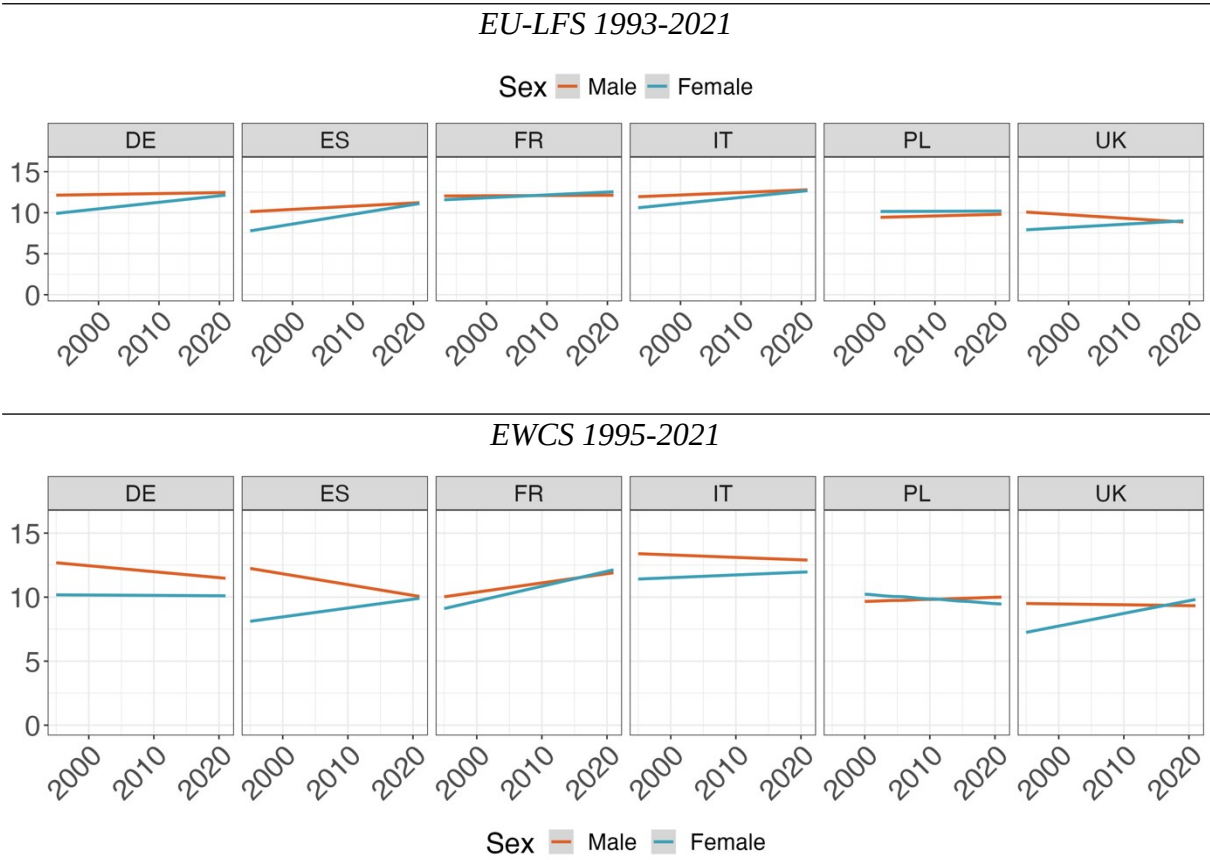


In a last step, we show what the evolution of job tenure looks like if we account for fluctuations in the business cycle by controlling for the unemployment rate.⁴ The results are shown in Figure 5 and lead to similar conclusions as Figure 3 (above). Based on the EU-LFS, they suggest that the evolution in job tenure, adjusted for cyclical effects, was flat *for men* in Germany, France and Poland, slightly increasing in Italy and Spain, and slightly decreasing in the UK. By contrast, the long-term trend *for women* shows an increase in job tenure in Germany, Italy and above all Spain where the starting point was particularly low. In comparison, the upwards trend in job tenure among women was much weaker in France and

⁴ We estimate a regression model with the predicted annual values of job tenure as the dependent variable and national unemployment rates and a linear time trend for years as the independent variables. These linear time trends of job tenure, net of the unemployment rate, are calculated separately for each country and year.

the UK, with no change in Poland between 2001 and 2021. Adjusted for the business cycle, the EWCS confirms the long-term trend towards longer job tenure among women for France, Italy, Spain and the UK, but shows no change for Germany and possibly a slight decrease in Poland.

Figure 5: Linear time trend in mean job tenure, controlling for national unemployment rates



Conclusion

This paper examined how job tenure evolved in the six most populous countries of Western Europe after the early 1990s. Contrary to a widely held view that “the 21st century has brought a new social arrangement of work in which temporary assignments ... replace permanent jobs” (Savickas 2012: 13), we find that the mean duration of jobs has remained constant

between the early 1990s and early 2020s. The two leading surveys of the European workforce, EU-LFS and EWCS, show that the mean tenure of ongoing jobs was eleven years both in the early 1990s and the early 2020s in the six large countries under study. In the same vein, the proportion of workers holding a job for ten years or more has remained stable at around half of the workforce in the same European countries. This means that one in two workers had been with the same employer for at least ten years in the early 1990s—and the same was true in 2021. Clearly, the duration of ongoing jobs has changed little over the last decades. If the question is descriptive and focuses on how the tenure of jobs evolved in large European countries since the early 1990s, this is the key finding: Job tenure remained unchanged. This result resounds with the finding that subjective measures of perceived job security have been very stable in Germany (1985-2018), the UK (1991-2018) and the US (1978-2018) over the last three to four decades (Manning and Mazeine 2024).

However, the overall stability in job tenure masks opposing trends for subgroups – and this is the reason why the research literature reports conflicting results. One crucial difference concerns the evolution of men's and women's job tenure in recent decades. While men's job tenure has remained stable according to the EU-LFS and possibly decreased according to the EWCS, women's job tenure was on an upward trend everywhere except in Poland. Women's job tenure increased because fewer women in their thirties and forties stopped working after becoming mothers. In addition, larger shares of women in their fifties and sixties were working in the 2020s than the 1990s, either because they were healthier and enjoyed their work more – or because they did not have sufficient financial resources to retire early and the statutory retirement age was raised (Goldin and Mitchell 2017). As a result, women's attachment to the labour market has become more continuous and spread over longer periods of their life course. While there was still a large gender gap in tenure at the beginning of the

1990s –particularly in Germany, Spain and the United Kingdom–, it had almost disappeared by 2021.

However, the decisive trend that contributed to the stability of job tenure is ageing: Europe’s labour force has become older over the past three decades. Without this ageing of the workforce, we would have seen a decline in men’s job tenure and stagnation in women’s job tenure. This implies that at any given age, workers had less job tenure in the early 2020s than did workers in the early 1990s. This is not surprising as longer education and later retirement shift labour market participation later in the life course. Educational expansion means that younger cohorts enter the workforce later – and these younger cohorts continue to work longer as early retirement schemes phased out and official retirement ages were raised across Europe.

Our analysis therefore explains why studies reach ambiguous conclusions about the evolution of job tenure on Europe, despite using the same EU LFS data. When Bachmann and Felder (2018: 481) report "a slight increase in average job tenure at the EU level" for 2002-2012, they focus on descriptive evidence. In contrast, Bussolo et colleagues’ (2022) conclusion that "job tenure in Europe has shortened" 1995-2020 is based on a conditional model that holds constant the age and gender composition of the workforce. Both conclusions are valid, but they address different questions. If the question is what has happened to the tenure of existing jobs, the answer requires an unconditional model and shows stable job tenure. If, on the other hand, the question is what would have happened to job tenure if the workforce composition had remained unchanged, then the answer requires a conditional model and points to declining job tenure. In our view, the unconditional model is more useful for answering the question of whether or not long-term jobs have become rare in Western Europe (they have not). At the same time, if researchers are interested in knowing what has

happened to the job tenure of a given worker profile - a man or a woman aged 40 - the conditional model will provide the right answer (it has become shorter). In both cases, however, it is safe to conclude that reports of the end of long-term employment have been greatly exaggerated.

References

- Arranz, J. M., & García-Serrano, C. (2007). ¿ Qué ha sucedido con la estabilidad del empleo en España entre 1987 y 2003?. *Revista de Economía Aplicada*, 15(45), 65-98.
- Bachmann, R., & Felder, R. (2018). Job stability in Europe over the cycle. *International Labour Review*, 157(3), 481-518.
- Booth, A. L., Francesconi, M., & Garcia-Serrano, C. (1999). Job tenure and job mobility in Britain. *Industrial and Labor Review*, 53(1), 43-70.
- Bussolo, M., Capelle, D., Lokshin, M., Torre, I., & Winkler, H. (2022). Explaining the Evolution of Job Tenure in Europe, 1995–2020. *Policy Research Working Paper 10205*, World Bank.
- Cazes, S., & Tonin, M. (2010). Employment protection legislation and job stability: A European cross-country analysis. *International Labour Review*, 149(3), 261-285.
- Copeland, C. (2019). Trends in Employee Tenure, 1983–2018. *EBRI Issue Brief 474*, 4–16.
- Doogan, K. (2005). Long-term Employment and the Restructuring of the Labour Market in Europe. *Time & Society*, 14(1), 65-87.
- Duhautois, R. (2006). De la disparition des entreprises à la mobilité des salariés. *Économie et Statistique*, 400(1), 3-15.
- Eurofound (2015). *Job tenure in turbulent times*, Publications Office of the European Union, Luxembourg.
- Eurostat (2021). *Population on 1 January*.
https://ec.europa.eu/eurostat/databrowser/view/tps00001__custom_7890246/default/bar?lang=en
- Farber, H. S. (2010). Job loss and the decline in job security in the United States. In: Katherine G. A., Spletzer, J. and Harper, M. (eds): *Labour in the New Economy*. Chicago, IL, University of Chicago Press, pp. 223–262.
- Firebaugh, G. (2008). *Seven Rules for Social Research*. Princeton: Princeton University Press.

LIVES Working Papers – Goulart

- Goldin, C., & Mitchell, J. (2017). The new life cycle of women's employment: Disappearing humps, sagging middles, expanding tops. *Journal of Economic Perspectives*, 31(1), 161-182.
- Gregg, P., & Wadsworth, J. (2002). Job tenure in Britain, 1975-2000. Is a job for life or just for Christmas? *Oxford Bulletin of Economics and Statistics* 64, 2 (2002) 111-134.
- Hollister, M. (2011). Employment stability in the US labour market: Rhetoric versus reality. *Annual Review of Sociology*, 37, 305-324.
- Hollister, M. N., & Smith, K. E. (2014). Unmasking the conflicting trends in job tenure by gender in the United States, 1983–2008. *American Sociological Review*, 79(1), 159-181.
- Hyatt, H. R., & Spletzer, J. R. (2016). The shifting job tenure distribution. *Labour Economics*, 41, 363-377.
- Hyman, R. (2008). Britain and the European social model: capitalism against capitalism? IES Working Paper 19. Institute for Employment Studies, Brighton.
- Kalleberg, A. L. (2009). Precarious work, insecure workers: Employment relations in transition. *American Sociological Review*, 74(1), 1-22.
- Manning, A., & Mazeine, G. (2024). Subjective job insecurity and the rise of the precariat: Evidence from the United Kingdom, Germany, and the United States. *Review of Economics and Statistics*, 106(3), 748-761.
- Mayer, K. U., Grunow, D., & Nitsche, N. (2010). Mythos Flexibilisierung?. *Kölner Zeitschrift für Soziologie und Sozialpsychologie*, 62(3), 369.
- Molloy, R., Smith, C. L. and A. Wozniak (2021). Changing Stability in U.S. Employment Relationships: A Tale of Two Tails. *Journal of Human Resources*, November: 0821-11843.
- Murphy, C., & Turner, T. (2023). A world of unstable jobs is far from the empirical trends displayed in the Irish labour market in the 21st century. *Journal of Industrial Relations*.
- Nolan, B. (Ed.). (2018). Generating prosperity for working families in affluent countries. Oxford: Oxford University Press.
- OECD (2019). *OECD Employment Outlook 2019*. Paris: OECD publishing.
- OECD. (2023). *Harmonised unemployment rate (HUR)* [dataset]. OECD. <https://doi.org/10.1787/52570002-en>
- Saez, E., & Zucman, G. (2020). The rise of income and wealth inequality in America: Evidence from distributional macroeconomic accounts. *Journal of Economic Perspectives*, 34, 3-26.
- Savickas, M. L. (2012). Life design: A paradigm for career intervention in the 21st century. *Journal of Counseling & Development*, 90(1), 13-19.

LIVES Working Papers - Goulart

- Sennett R. (1998). *The Corrosion of Character: The Personal Consequences of Work in the New Capitalism*. New York: Norton. 1st ed.
- St-Denis, X. (2021). The changing importance of lifetime jobs in the United Kingdom. *International Labour Review*, 160(2), 243-269.
- St-Denis, X. (2023). The brave new world of unstable jobs hiding in plain sight: A reply to Murphy and Turner. *Journal of Industrial Relations*, 65(5), 717-733.
- St-Denis, X., & Hollister, M. (2023a). Two paths towards job instability: Comparing changes in the distribution of job tenure duration in the United Kingdom and Germany, 1984–2014. *British Journal of Industrial Relations*.
- St-Denis, X., & Hollister, M. (2023b). Are All the Stable Jobs Gone? The Transformation of the Worker–Firm Relationship and Trends in Job Tenure Duration and Separations in Canada, 1976–2015. *Work, Employment and Society*.
- Temin, P., & Levy, F. (2007). *Inequality and institutions in 20th century America*. National Bureau of Economic Research, Working Paper 13106.

Appendix – Tables

Table A.1: Descriptive statistics of the two analytical samples

	EU-LFS	EWCS
Gender		
Men	55.1%	52.6%
Women	44.9%	47.4%
Mean age (std)	42.5 (10.2)	42.2 (10.2)
Mean job tenure in years (std)	11.9 (10.3)	10.8 (9.5)
Job tenure categories		
Less than 2 years	14.7%	12.1%
2 to 10 years	37.3%	43.1%
More than 10 years	48.1%	44.7%
N (total)	11,032,390	38,853

Note: EU-LFS 1993-2021, EWCS 1995, 2000, 2005, 2010, 2015, 2021.

Countries included in both surveys: DE, ES, FR, IT, PL, UK

Table A.2: Change in sample composition by sex and age groups

	EU-LFS			EWCS		
	1993	2021	Δ	1995	2021	Δ
Sex						
Male	60.9%	52.1%	-8.8	58.0%	53.3%	-4.7
Female	39.1%	47.92%	8.9	42.1%	46.7%	4.6
Age						
25-29	17.6	8.4	-9.2	16.1	10.7	-5.4
30-39	33.5	24.3	-9.3	35.0	28.1	-6.9
40-49	26.9	27.3	-0.4	27.2	27.5	0.3
50-64	22.1	40.0	17.9	21.6	33.7	12.1